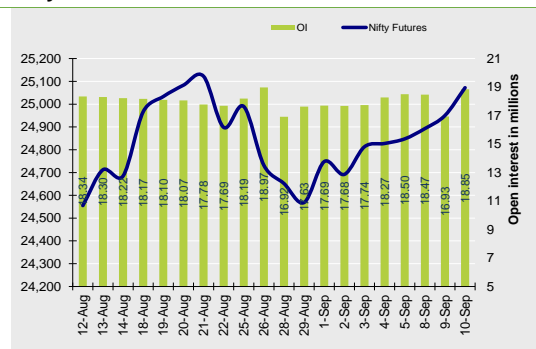


## Nifty Snapshot

	Close	Prv Cl.	Ab chg	% chg
Spot	24,973.10	24,868.60	104.50	0.42
Futures	25,072.30	24,950.30	122.00	0.49
OI(ml shr)	18.85	16.93	1.91	11.31
Vol (lots)	72836	37069	35767	96.49
COC	99.20	81.70	17.50	21.4
PCR-OI	1.15	1.08	0.07	6.5

## Nifty Futures Price v/s OI



## Institutional Activity in previous trading session

(in Rs cr.)	Buy	Sell	Net
Index Futures	3126.28	2427.93	698.35
Index Options	689285.36	702726.73	-13441.37
Stock Futures	18227.43	17972.61	254.82
Stock Options	23861.13	23526.96	334.17
FII Cash	12,603.53	12,719.22	-115.69
DII Cash	16,276.75	11,272.46	5,004.29

## Net FII Activity (in Rs cr.)

Date	Idx Fut	Stk Fut	Idx Opt	Cash
10-Sep	698.4	254.8	-13441.4	-116
9-Sep	280.2	-251.4	-5498.6	2050
8-Sep	9.2	1262.1	9424.0	-2170
5-Sep	-520.2	-96.6	5895.5	-1305
4-Sep	-1073.0	-2006.8	10307.6	-106
3-Sep	-435.8	-2084.5	-19323.5	-1666

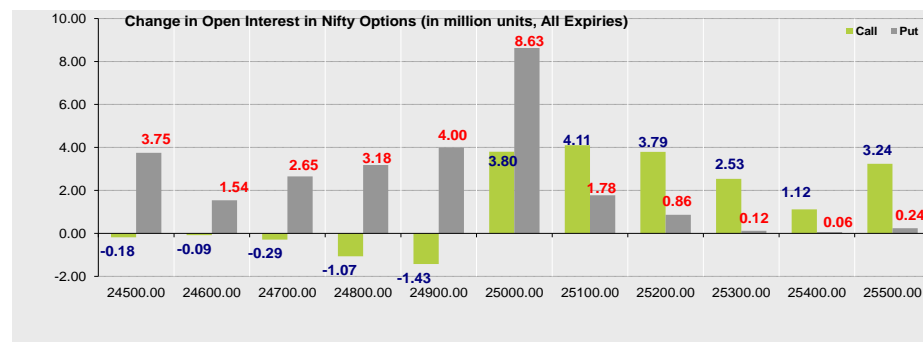
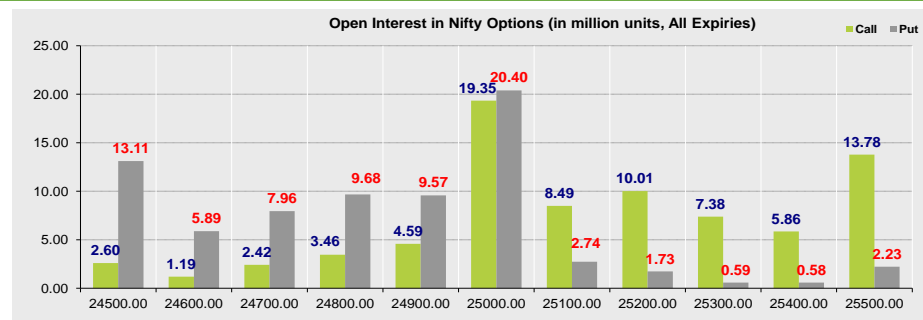
## Technical Pivot (Intraday):

	S2	S1	PIVOT	R1	R2
NIFTY	24940	25005	25065	25130	25190
BANKNIFTY	54395	54590	54770	54970	55150

## Summary

- Indian markets closed on a flat note where buying was mainly seen in IT, PSU Banks, Realty Sectors. Nifty Sept Futures closed at 25072.30 (up 122.00 points) at a premium of 99.20 pts to spot.
- FII's were net sellers in Cash to the tune of 115.69 Cr and were net buyers in index futures to the tune of 698.35 Cr.
- India VIX decreased by 1.38% to close at 10.54 touching an intraday high of 10.84.

## Open Interest in Nifty Options:



- The above second chart shows previous trading day's change in Nifty options where Additions in OI were seen in 25400, 25300, 25200, 25100 strike Calls and at 24800, 24900, 25000 strike Puts indicating market is likely to remain range bound in the near term.
- Highest OI build-up is seen at 25000 strike Calls and 25000 strike Puts, to the tune of 19.35mn and 20.40mn respectively.

## Outlook on Nifty:

**Index is likely to open on a flattish note today and is likely to remain range bound during the day.**

(Price is in Rs; OI is in million units; Price chg and OI chg are in percentage) **NB RESEARCH**

## Fresh Longs seen in:

Scrip	Price	Price chg	OI	OI Chg
OFSS	9312.5	10.2	1.0	9.2
NIFTYNXT50	67987.4	0.4	0.0	7.8
NUVAMA	6415.0	0.1	0.2	5.7

## Short Covering seen in:

Scrip	Price	Price chg	OI	OI Chg
KFINTECH	1119.7	1.7	1.5	-7.4
FEDERALBNK	196.5	2.2	97.4	-6.9
CGPOWER	770.7	3.7	17.0	-6.1

## Fresh Shorts seen in:

Scrip	Price	Price chg	OI	OI Chg
UPL	691.7	-0.9	44.0	8.5
TRENT	5222.0	-0.5	7.4	5.8
BAJAJ-AUTO	9229.5	-1.4	3.1	5.5

## Long Unwinding seen in:

Scrip	Price	Price chg	OI	OI Chg
MUTHOOTFIN	2906.4	-1.4	3.0	-6.1
M&M	3621.5	-2.3	17.2	-4.7
MARUTI	15163.0	-1.1	3.4	-4.2

**NIFTY50 Options OI (CE OI = Resistance) (PE OI = Support)**

Symbol	Highest CE OI	Highest PE OI	CMP
ADANIENT	2400	2600	2352
ADANIPTS	1400	1400	1394
APOLLOHOSP	8000	7900	7948
ASIANPAINT	2600	2500	2549
AXISBANK	1100	1060	1076
BAJAJ-AUTO	10000	8800	9230
BAJAJFINSV	2060	2000	2048
BAJFINANCE	900	900	973
BEL	400	370	389
BHARTIARTL	1900	1900	1900
CIPLA	1600	1600	1568
COALINDIA	400	450	393
DRREDDY	1300	1200	1297
EICHERMOT	7000	6000	6858
ETERNAL	330	320	326
GRASIM	2800	2800	2798
HCLTECH	1500	1400	1469
HDFCBANK	1000	960	969
HDFCLIFE	800	760	778
HINDALCO	750	700	746
HINDUNILVR	2700	2600	2650
ICICIBANK	1400	1400	1410
INDIGO	5800	5600	5639
INFY	1540	1440	1536
ITC	410	410	414

**NIFTY50 Options OI (CE OI = Resistance) ( PE OI = Support)**

Symbol	Highest CE OI	Highest PE OI	CMP
JIOFIN	320	300	312
JSWSTEEL	1200	1000	1106
KOTAKBANK	2000	1960	1982
LT	3600	3600	3569
M&M	3700	3500	3622
MARUTI	15000	14000	15163
MAXHEALTH	1200	1300	1185
NESTLEIND	1200	1200	1223
NTPC	340	330	327
ONGC	240	235	233
POWERGRID	290	280	284
RELIANCE	1400	1400	1384
SBILIFE	1900	1800	1840
SBIN	820	800	822
SHRIRAMFIN	600	600	608
SUNPHARMA	1600	1500	1599
TATACONSUM	1200	970	1104
TATAMOTORS	720	700	712
TATASTEEL	170	160	170
TCS	3200	3100	3123
TECHM	1580	1480	1534
TITAN	3700	3600	3637
TRENT	5600	5000	5222
ULTRACEMCO	13000	12000	12532
WIPRO	260	250	256

OI against MWPL				
Symbol	MWPL	Open Interest	Limit for next day	% OI
RBLBANK	121801958	105905300	Ban	87%
HFCL	197306132	168912600	18528225	86%
PNBHOUSING	37416542	29344250	6201464	78%
NMDC	689383367	512932500	141981698	74%
LICHSGFIN	60244101	43034000	14197895	71%
SAMMAANCAP	163102628	112832000	42115496	69%
NATIONALUM	178967755	123255000	46764367	69%
SAIL	289148547	186947200	87743919	65%
ANGELONE	12863513	8217500	4002837	64%
TITAGARH	16037381	10069525	5165986	63%
UPL	112304777	68973565	37715973	61%
OFSS	4769908	2850675	1680737	60%
BANDHANBNK	190337283	112892400	67928018	59%
EXIDEIND	91809066	54304200	32914412	59%
PNB	687763516	405576000	247799340	59%
PGEL	31863579	18616500	11653900	58%
KALYANKJIL	76736012	43304625	29594586	56%
INDUSINDBK	125074379	69226500	49594160	55%
CANBK	672420574	366214500	272585045	54%
MCX	10180563	5461250	4210284	54%
IDEA	16128051291	8647760250	6673888476	54%
LTF	169036274	90525056	70059404	54%
PATANJALI	67786850	36103500	28294007	53%
TATAELXSI	6987155	3706800	2930997	53%
ASTRAL	24660712	12928925	10498751	52%
ABCAPITAL	163088564	83929400	71004735	51%
BDL	18382289	9433775	8029399	51%
RECLTD	249446067	126742650	110231113	51%
CDSL	35530000	18016750	15736750	51%
BANKBARODA	372635498	188706375	165297348	51%
INDUSTOWER	263607438	132520100	117906966	50%
MANAPPURAM	109606743	54678000	49448405	50%
TATATECH	36328758	18014400	16497920	50%

[illegible]

**Derivative Recommendations:**

Stock Name	Call (Buy/Sell)	Entry price	Targets	Stop Loss	Duration	Status
Nil						

**FROM THE EQUITY DERIVATIVE DESK:**

**NIRAV HARISH CHHEDA**  
AVP - DERIVATIVES AND TECHNICAL RESEARCH  
E-Mail: [nirav.chheda@nirmalbang.com](mailto:nirav.chheda@nirmalbang.com)  
Tel no: 6273-8199/8000

**AMIT BHUPTANI**  
SNR.DERIVATIVES AND TECHNICAL RESEARCH ANALYST  
E-Mail: [amit.bhuptani@nirmalbang.com](mailto:amit.bhuptani@nirmalbang.com)  
Tel no: 6273-8242/8000

**DISCLOSURES**

Research Reports that are published by Nirmal Bang Securities Private Limited (hereinafter referred to as "NBSPL") are for private circulation only. NBSPL is a registered Research Analyst under SEBI (Research Analyst) Regulations, 2014 having Registration no. INH000001766. NBSPL is also a registered Stock Broker with National Stock Exchange of India Limited, BSE Limited, Metropolitan Stock Exchange of India Limited, Multi Commodity Exchange of India Limited, National Commodity and Derivative Exchange Limited and Indian Commodity Exchange Limited in cash and Equity and Commodities derivatives segments.

NBSPL has other business divisions with independent research teams separated by Chinese walls, and therefore may, at times, have different or contrary views on stocks and markets.

NBSPL or its associates have not been debarred / suspended by SEBI or any other regulatory authority for accessing / dealing in securities Market. NBSPL, its associates or analyst or his relatives do not hold any financial interest (Except Investment) in the subject company. NBSPL or its associates or Analyst do not have any conflict or material conflict of interest at the time of publication of the research report with the subject company. NBSPL or its associates or Analyst or his relatives may or may not hold beneficial ownership of 1% or more in the subject company at the end of the month immediately preceding the date of publication of this research report.

NBSPL or its associates / analyst has not received any compensation / managed or co-managed public offering of securities of the company covered by Analyst during the past twelve months. NBSPL or its associates have not received any compensation or other benefits from the company covered by Analyst or third party in connection with the research report. Analyst has not served as an officer, director or employee of Subject Company. NBSPL / analyst has not been engaged in market making activity of the subject company.

Analyst Certification: The research analysts and authors of these reports, hereby certify that the views expressed in this research report accurately reflects my/our personal views about the subject securities, issuers, products, sectors or industries. It is also certified that no part of the compensation of the analyst(s) was, is, or will be directly or indirectly related to the inclusion of specific recommendations or views in this research. The analyst(s) principally responsible for the preparation of this research report and has taken reasonable care to achieve and maintain independence and objectivity in making any recommendations.

**DISCLAIMER**

This report is for the personal information of the authorized recipient and does not construe to be any investment, legal or taxation advice to you. NBSPL is not soliciting any action based upon it. Nothing in this research shall be construed as a solicitation to buy or sell any security or product, or to engage in or refrain from engaging in any such transaction. In preparing this research, we did not take into account the investment objectives, financial situation and particular needs of the reader.

This research has been prepared for the general use of the clients of NBSPL and must not be copied, either in whole or in part, or distributed or redistributed to any other person in any form. If you are not the intended recipient you must not use or disclose the information in this research in any way. Though disseminated to all the customers simultaneously, not all customers may receive this report at the same time. NBSPL will not treat recipients as customers by virtue of their receiving this report. This report is not directed or intended for distribution to or use by any person or entity resident in a state, country or any jurisdiction, where such distribution, publication, availability or use would be contrary to law, regulation or which would subject NBSPL & its group companies to registration or licensing requirements within such jurisdictions.

The report is based on the information obtained from sources believed to be reliable, but we do not make any representation or warranty that it is accurate, complete or up-to-date and it should not be relied upon as such. We accept no obligation to correct or update the information or opinions in it. NBSPL or any of its affiliates or employees shall not be in any way responsible for any loss or damage that may arise to any person from any inadvertent error in the information contained in this report. NBSPL or any of its affiliates or employees do not provide, at any time, any express or implied warranty of any kind, regarding any matter pertaining to this report, including without limitation the implied warranties of merchantability, fitness for a particular purpose, and non-infringement. The recipients of this report should rely on their own investigations.

This information is subject to change without any prior notice. NBSPL reserves its absolute discretion and right to make or refrain from making modifications and alterations to this statement from time to time. Nevertheless, NBSPL is committed to providing independent and transparent recommendations to its clients, and would be happy to provide information in response to specific client queries.

Before making an investment decision on the basis of this research, the reader needs to consider, with or without the assistance of an adviser, whether the advice is appropriate in light of their particular investment needs, objectives and financial circumstances. There are risks involved in securities trading. The price of securities can and does fluctuate, and an individual security may even become valueless. International investors are reminded of the additional risks inherent in international investments, such as currency fluctuations and international stock market or economic conditions, which may adversely affect the value of the investment. Opinions expressed are subject to change without any notice. Neither the company nor the director or the employees of NBSPL accept any liability whatsoever for any direct, indirect, consequential or other loss arising from any use of this research and/or further communication in relation to this research. Here it may be noted that neither NBSPL, nor its directors, employees, agents or representatives shall be liable for any damages whether direct or indirect, incidental, special or consequential including lost revenue or lost profit that may arise from or in connection with the use of the information contained in this report.

Copyright of this document vests exclusively with NBSPL. Our reports are also available on our website [www.nirmalbang.com](http://www.nirmalbang.com)